


| SCRIP CODE : 532033 SCRIP NAME : JAINSTUDIO SCRIP TYPE :- EQUITY | | | | | | | | |
|--|---|------------------------------|-----------------------------|--|--|----------------------------|--|------------------|
| (I)(A) STATEMENT SHOWING SHAREHOLDING PATTERN AS ON 31/12/2014 | | | | | | | | |
| Category code (I) | Category of Shareholder (II) | Number of Shareholders (III) | Total number of shares (IV) | Number of shares held in dematerialized form (V) | Total shareholding as a percentage of total number of shares | | Shares Pledged or otherwise encumbered | |
| | | | | | As a percentage of(A+B) | As a percentage of (A+B+C) | Number of shares | As a percent age |
| (A) | Shareholding of Promoter and Promoter Group | | | | | | | |
| 1 | Indian | | | | | | | |
| (a) | Individuals/ Hindu Undivided Family | 5 | 6,250,400 | 200,100 | 21.86 | 21.86 | - | - |
| (b) | Central Government/ State Government(s) | - | - | - | - | - | - | - |
| (c) | Bodies Corporate | 16 | 10,851,557 | 382,657 | 37.95 | 37.95 | 2,210,300 | 20.37 |
| (d) | Financial Institutions/ Banks | - | - | - | - | - | - | - |
| (e) | Any Other | | | | | | | |
| | Directors and their relatives | 1 | 2,559 | 2,559 | 0.01 | 0.01 | | |
| | Sub Total(A)(1) | 22 | 17,104,516 | 585,316 | 59.82 | 59.82 | 2,210,300 | 12.92 |
| 2 | Foreign | | | | | | | |
| (a) | Individuals (Non-Residents Individuals/Foreign Individuals) | - | - | - | - | - | - | - |
| (b) | Bodies Corporate | - | - | - | - | - | - | - |
| (c) | Institutions | - | - | - | - | - | - | - |
| (d) | Any Other | | | | | | | |
| | Directors and their relatives | | | | | | | |
| | Sub Total(A)(2) | - | - | - | - | - | - | - |
| | Total Shareholding of Promoter and Promoter Group (A)= (A)(1)+(A)(2) | 22 | 17,104,516 | 585,316 | 59.82 | 59.82 | 2,210,300 | 12.92 |
| (B) | Public shareholding | | | | | | | |
| 1 | Institutions | | | | | | | |
| (a) | Mutual Funds/ UTI | 1 | 1,900 | - | 0.01 | 0.01 | - | - |
| (b) | Financial Institutions / Banks/ Stressed Assets Stabilization Fund | 1 | 5,000,000 | - | 17.49 | 17.49 | - | - |
| (c) | Central Government/ State Government(s) | - | - | - | - | - | - | - |

FOR JAIN STUDIOS LTD.

 COMPANY SECRETARY

VERIFIED TRUE COPY

| | | | | | | | | |
|----------|--|----------|------------------|-----------|--------------|--------------|----------|----------|
| (d) | Venture Capital Funds | - | - | - | - | - | - | - |
| (e) | Insurance Companies | - | - | - | - | - | - | - |
| (f) | Foreign Institutional Investors | - | - | - | - | - | - | - |
| (g) | Foreign Venture Capital Investors | - | - | - | - | - | - | - |
| (h) | Any Other | - | - | - | - | - | - | - |
| | Sub-Total (B)(1) | 2 | 5,001,900 | - | 17.49 | 17.49 | - | - |
| 2 | Non-institutions | | | | | | | |
| (a) | Bodies Corporate | 219 | 872,566 | 850,666 | 3.05 | 3.05 | - | - |
| (b) | Individuals | | | | | | | |
| I | i. Individual shareholders holding nominal share capital up to Rs 1 lakh | 7,061 | 2,251,812 | 2,101,276 | 7.87 | 7.87 | - | - |
| II | ii. Individual shareholders holding nominal share capital in excess of Rs. 1 lakh. | 42 | 1,175,906 | 1,076,406 | 4.11 | 4.11 | - | - |

UNIFIED TRUE COPY

MOI JAIN STUDIOS LTD.

 Company Secretary

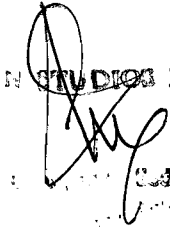
| | | | | | | | | |
|-----|---|--------------|-------------------|------------------|---------------|---------------|------------------|-------------|
| (c) | Any Other | | | | - | - | | |
| | NRI | 16 | 28,232 | 28,232 | 0.10 | 0.10 | | |
| | HUF | 179 | 159,750 | 159,650 | 0.56 | 0.56 | | |
| | OCB | 1 | 2,000,000 | - | 6.99 | 6.99 | | |
| | Clearing Member | - | - | - | - | - | | |
| | Sub-Total (B)(2) | 7,518 | 6,488,266 | 4,216,230 | 22.69 | 22.69 | - | - |
| | | | | | - | - | | |
| (B) | Total Public Shareholding (B)= (B)(1)+(B)(2) | 7,520 | 11,490,166 | 4,216,230 | 40.18 | 40.18 | - | - |
| | | | | | - | - | | |
| | TOTAL (A)+(B) | 7,542 | 28,594,682 | 4,801,546 | 100.00 | 100.00 | 2,210,300 | 7.73 |
| | | | | | - | - | | |
| (C) | Shares held by Custodians and against which Depository Receipts have been issued | | | | - | - | | |
| 1 | Promoter and Promoter Group | - | - | - | - | - | - | - |
| 2 | Public | - | - | - | - | - | - | - |
| | GRAND TOTAL (A)+(B)+(C) | 7,542 | 28,594,682 | 4,801,546 | 100.00 | 100.00 | 2,210,300 | 7.73 |

For Jain Studios Limited

Authorised Signatory


THE HON. THE CHIEF JUSTICE

FOR JAIN STUDIOS LIMITED


 CHIEF EXECUTIVE OFFICER

| INTRODUCTORY SUB-TABLE (I)(A) | | | |
|--|--------------------------------------|--|---|
| SCRIP CODE : 532033 SCRIP NAME : JAINSTUDIO SCRIP TYPE :- EQUITY | | | |
| QUARTER ENDED 31/12/2014 | | | |
| Partly paid-up shares:- | No. of partly paid-up shares | As a % of total no. of partly paid-up shares | As a % of total no. of shares of the company |
| Held by promoter/promoter group | - | - | - |
| Held by public | - | - | - |
| Total - D | - | - | - |
| Outstanding convertible securities:- | No. of outstanding securities | As a % of total no. of outstanding convertible securities | As a % of total no. of shares of the company, assuming full conversion of the convertible securities |
| Held by promoter/promoter group | - | - | - |
| Held by public | - | - | - |
| Total - E | - | - | - |
| Warrants:- | No. of warrants | As a % of total no. of warrants | As a % of total no. of shares of the company, assuming full conversion of warrants |
| Held by promoter/promoter group | - | - | - |
| Held by public | - | - | - |
| Total - F | - | - | - |
| Total paid-up capital of the company, assuming full conversion of warrants and convertible securities (Grand Total (A+B+C)+ D+E+F) | 28,594,682 | N.A. | 100.00 |

For Jain Studios Limited

Jain Studios Limited

 808 11/11/2014


Authorised Signatory

Jain Studios Limited

| (I)(B) STATEMENT SHOWING SHAREHOLDING OF PERSONS BELONGING TO THE CATEGORY "PROMOTER AND PROMOTER GROUP" | | | | | | | | | | | | |
|--|-------------------------------------|--------------------------|--------------------------|--|------------------------|---|----------------------------|---|--|--|---|--|
| S.N (I) | Name of the shareholder (II) | Details of shares held | | Shares pledged or otherwise encumbered | | | Details of Warrants | | Details of Convertible Securities | | Total Shares (Including Underlying Shares assuming full conversion of Warrants and Convertible Securities) As a % of Diluted Share Capital | |
| | | Number of Shares Held | As a % of grand total | Number | As a percentag e | As a % of grand total (A)+(B)+(C) of sub-clause (I)(a) (VII) | Number of Warrants held | As a % total number of warrants of the same class | Number of Convertibl e Securities Held | As a % total number of Convertible Securities of the same class | | |
| 1 | Ragini Jain | 100 | 0.00 | - | - | - | - | - | - | - | 0.00 | |
| 2 | Rikabh Chand Jain | 100 | 0.00 | - | - | - | - | - | - | - | 0.00 | |
| 3 | Sadhna Asthana | 100 | 0.00 | - | - | - | - | - | - | - | 0.00 | |
| 4 | Jinendra Kumar Jain | 200,100 | 0.70 | - | - | - | - | - | - | - | 0.70 | |
| 5 | Dr. Jain Clinic Pvt Ltd | 5,000 | 0.02 | - | - | - | - | - | - | - | 0.02 | |
| 6 | Ankur Services & Growth Fund Ltd | 5,000 | 0.02 | - | - | - | - | - | - | - | 0.02 | |
| 7 | Dr. Jain Airways Pvt Ltd | 6,000 | 0.02 | - | - | - | - | - | - | - | 0.02 | |
| 8 | Ankur Services & Growth Fund Ltd | 67,857 | 0.24 | - | - | - | - | - | - | - | 0.24 | |
| 9 | Sona Press Pvt. Ltd. | 308,800 | 1.08 | 200,100 | 64.80 | 0.70 | - | - | - | - | 1.08 | |
| 10 | Sadhna Publicity Services Pvt Ltd | 340,000 | 1.19 | - | - | - | - | - | - | - | 1.19 | |
| 11 | Shambu Dayal Llam Chand Pvt Ltd | 364,000 | 1.27 | 364,000 | 100.00 | 1.27 | - | - | - | - | 1.27 | |
| 12 | Jain Communication & Electro. P Ltd | 366,000 | 1.28 | 366,000 | 100.00 | 1.28 | - | - | - | - | 1.28 | |
| 13 | Dr. Jain Airways Pvt Ltd | 450,000 | 1.57 | - | - | - | - | - | - | - | 1.57 | |
| 14 | Sadhna Publicity Services Pvt Ltd | 584,000 | 2.04 | 584,000 | 100.00 | 2.04 | - | - | - | - | 2.04 | |
| 15 | Dr. Jain Clinic P Ltd | 645,000 | 2.26 | 645,000 | 100.00 | 2.26 | - | - | - | - | 2.26 | |
| 16 | Jain Communication & Electro. P Ltd | 1,500,000 | 5.25 | - | - | - | - | - | - | - | 5.25 | |
| 17 | Shambu Dayal Llam Chand Pvt Ltd | 1,500,000 | 5.25 | - | - | - | - | - | - | - | 5.25 | |
| 18 | Sona Press Pvt. Ltd. | 1,551,200 | 5.42 | 51,200 | 3.30 | 0.18 | - | - | - | - | 5.42 | |
| 19 | Bharti Jain | 2,559 | 0.01 | - | - | - | - | - | - | - | 0.01 | |
| 20 | Jinendra Kumar Jain | 6,050,000 | 21.16 | - | - | - | - | - | - | - | 21.16 | |
| 21 | Dr. Jain Video On Wheels Ltd. | 1,579,350 | 5.52 | - | - | - | - | - | - | - | 5.52 | |
| 22 | Noida Software Technology Park Ltd. | 1,579,350 | 5.52 | - | - | - | - | - | - | - | 5.52 | |
| TOTAL | | 17,104,516 | 59.82 | 2,210,300 | 12.92 | 7.73 | | | | | 59.82 | |

For Jain Studios Limited

Authorised Signatory



| PERSONS BELONGING TO THE CATEGORY "PUBLIC" AND HOLDING MORE THAN 1% OF THE TOTAL NUMBER OF SHARES" | | | | | | | | |
|--|------------------------------------|------------------|--|-------------------------|---|---------------------------------------|---|---|
| Sr. No. | Name of the shareholder | Number of shares | Shares as a percentage of total number of shares (i.e., Grand Total (A)+(B)+(C) indicated in Statement at para (I)(a) above) | Details of Warrants | | Details of Convertible Securities | | Total Shares (Including Underlying Shares assuming full conversion of Warrants and Convertible Securities) As a % of Diluted Share Capital |
| | | | | Number of Warrants held | As a % total number of warrants of the same class | Number of Convertible Securities Held | As a % total number of Convertible Securities of the same class | |
| 1 | Gaynor Limited | 2,000,000 | 6.99 | | | | | |
| 2 | R. B. Mercantile Pvt Ltd | 553,800 | 1.94 | | | | | |
| 3 | Stressed Assets Stabilization Fund | 5,000,000 | 17.49 | | | | | |
| TOTAL | | 7,553,800 | 26.42 | | | | | |

For Jain Studios Limited

Authorised Signatory

FOR JAIN STUDIOS LTD.


SECRETARY

(I)(C)(III) STATEMENT SHOWING HOLDING OF SECURITIES (INCLUDING SHARES, WARRANTS, CONVERTIBLE SECURITIES) OF PERSONS) (TOGETHER WITH PAC) BELONGING TO THE CATEGORY "PUBLIC" AND HOLDING MORE THAN 5% OF THE TOTAL NUMBER OF SHARES OF THE COMPANY

| Sr. No. | Name of the shareholder | Number of shares held | shares as a percentage of total number of shares (i.e., Grand Total (A)+(B)+(C) indicated in Statement at para (I)(a) above) | Details of Warrants | | Details of Convertible Securities | | Total Shares (Including Underlying Shares assuming full conversion of Warrants and Convertible Securities) As a % of Diluted Share Capital |
|---------|------------------------------------|-----------------------|--|-------------------------|--|---------------------------------------|--|--|
| | | | | Number of Warrants held | As a % of total number of warrants of the same class | Number of Convertible Securities Held | As a % of total number of Convertible Securities of the same class | |
| 1 | Gaynor Limited | 2,000,000 | 6.99 | | | | | |
| 2 | Stressed Assets Stabilization Fund | 5,000,000 | 17.49 | | | | | |
| | Total | 7,000,000 | 24.48 | | | | | |

For Jain Studios Limited

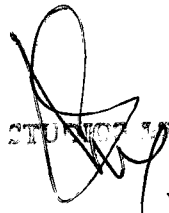
Authorised Signatory


ANURAG BHATNAGAR
 For JAIN STUDIOS LTD.

| (l)(d) | Statement showing details of locked-in shares | | | |
|---------|---|----------------------------|--|--------------------------------|
| Sr. No. | Name of the shareholder | Number of locked-in shares | Locked-in shares as a percentage of total number of shares (i.e., Grand Total (A)+(B)+(C) indicated in Statement at para (l)(a) above) | Promoter/Promoter Group/Public |
| 1 | Jinendra Kumar Jain | 200100 | 0.70 | Promoter |
| 2 | Jinendra Kumar Jain | 6050000 | 21.16 | Promoter |
| 3 | Dr. Jain Video On Wheels Ltd. | 1579350 | 5.52 | Promoter Group |
| 4 | Noida Software Technology Park Ltd. | 1579350 | 5.52 | Promoter Group |
| | Total | 9408800 | 32.90 | |

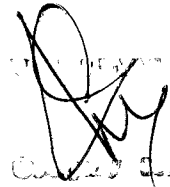
For Jain Studios Limited

Authorised Signatory


 For JAIN STUDIOS LTD.

(II)(A) STATEMENT SHOWING DETAILS OF DEPOSITORY RECEIPTS (DRS)

| Sr. No. | Type of outstanding DR (ADRs, GDRs, SDRs, etc.) | Number of outstanding DRs | Number of shares underlying outstanding DRs | Shares underlying outstanding DRs as a percentage of total number of shares (i.e., Grand Total (A)+(B)+(C) indicated in Statement at |
|---------|---|---------------------------|---|--|
| 1 | N.A. | N.A. | N.A. | N.A. |
| TOTAL | | | | |


C. S. Srinivasan

**(II)(B) STATEMENT SHOWING DETAILS OF DEPOSITORY RECEIPTS (DRS), WHERE UNDERLYING SHARES HELD BY
'PROMOTER/PROMOTER GROUP' ARE IN EXCESS OF 1% OF THE TOTAL NUMBER OF SHARES**

| Sr. No. | Name of the DR Holder | Type of outstanding DR (ADRs, GDRs, SDRs, etc.) | Number of shares underlying outstanding DRs | Shares underlying outstanding DRs as a percentage of total number of shares {i.e., Grand Total (A)+(B)+(C) indicated in Statement at para (I)(a) above} |
|---------|-----------------------|---|---|---|
| | N.A | N.A | N.A | N.A. |
| Total | | | | |

